

# Don't Get Stuck!

## Choose Furniture that Fits

Know your space so you choose furniture that will:

1. Fit through your doorways
2. Fit up your stairs, in elevators, and around turns
3. Fit in your rooms



**ELEVATOR**

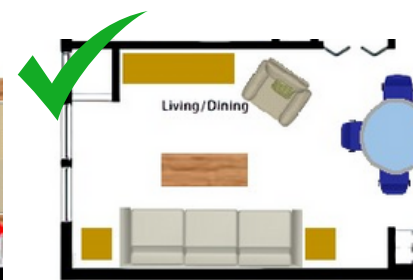
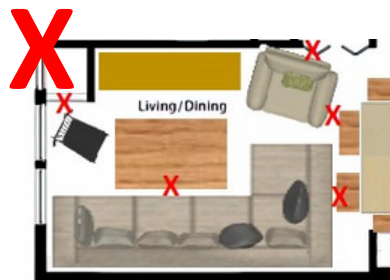
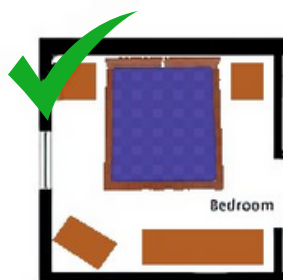
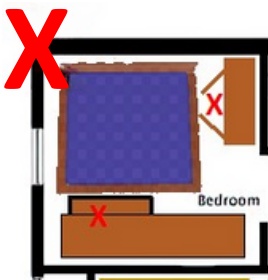


**DOOR SIZE**



**CEILING HEIGHT,  
STAIRWAY WIDTH AND  
SHARP TURNS**

**ROOM SIZE**



Household Goods, Inc.  
530 Main Street, Acton, MA 01720  
978.635.1710 | [householdgoods.org](http://householdgoods.org)

# Don't Get Stuck!

## Measuring Worksheet

Fill out this guide before your appointment.

### WAYS TO MEASURE



### MEASURE YOUR ROOMS AND OTHER SPACES

Write your measurements in the boxes for each space

|                    |                    |                  |                  |
|--------------------|--------------------|------------------|------------------|
| <p>DINING AREA</p> | <p>LIVING AREA</p> | <p>BEDROOM A</p> | <p>BEDROOM B</p> |
| <p>ELEVATOR</p>    | <p>DOORWAY</p>     | <p>HALLWAY</p>   | <p>STAIRWAY</p>  |


### STAIR TYPE —CHECK ALL THAT APPLY



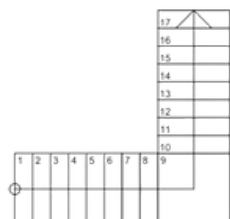
STRAIGHT

☐


WINDERS

☐


DOG LEG

☐


90 DEGREES

☐


Household Goods, Inc.  
530 Main Street, Acton, MA 01720  
978.635.1710 | [householdgoods.org](http://householdgoods.org)